

Smart Mobile Stations

Take Your Workstation to Where the Work Is




The Universal Answer to Improved Efficiency and Productivity

Smart Mobile Station carts improve business processes, responsiveness and performance in just about any task-oriented environment.

Easily move, and use, tools, computers, printers, scanners and instruments anywhere within your facility for increased convenience and output.

ASSEMBLY | MACHINE SHOPS
AEROSPACE | BIOMEDICAL
MATERIAL HANDLING
SERVICE & REPAIR
TELECOMMUNICATIONS
PHARMACEUTICALS
SEMICONDUCTOR
TRANSPORTATION | GOVERNMENT
LAN ENVIRONMENTS
ENGINEERING
AUTOMOTIVE | LABORATORY
CLEANROOM | EDUCATION
RESEARCH | UTILITIES
MEDICAL | DEFENSE | OFFICES



IACindustries.com/SMS • 714.990.8997


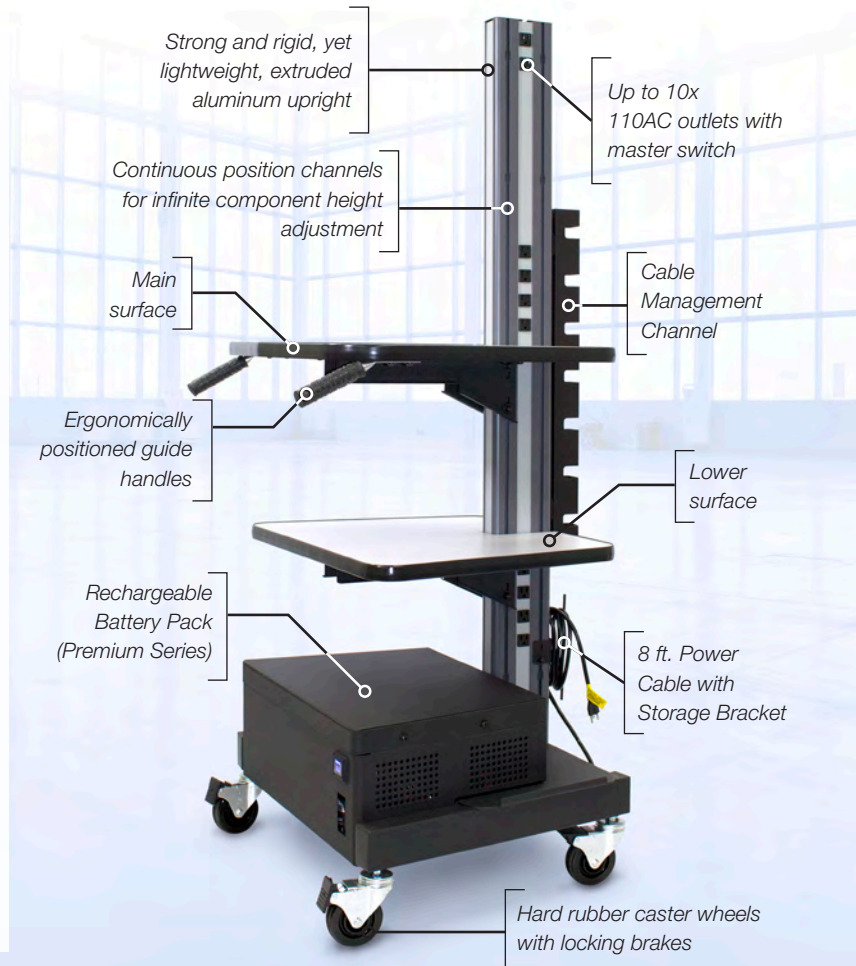
Smart Mobile Stations

The New **“Mobility Platform”** for Any Environment

IAC Industries’ **Smart Mobile Stations** (SMS Carts) are the perfect partner to speed tasks in a wide variety of production, manufacturing, warehouse and laboratory environments.

Smart Mobile Station carts enable you to transport critical gear anywhere within your facility, eliminating the need for duplication of expensive electronics at multiple static sites. Efficiently move laptop or desktop class computers and displays, print devices, scanning equipment, testing and maintenance tools, and even components, supplies and finished products. And by leveraging your existing wireless infrastructure and integrating a wi-fi-enabled PC, SMS carts will bring a new level of mobility to your computing and communications.

Our SMS carts are specialized, function-forward hybrids of the award-winning Dimension 4 workstation, rolling cart, and storage products. They combine the sophistication and unsurpassed quality of Dimension 4 design, scaled down for a very personal and mobile interaction. SMS Carts embody the IAC focus on ergonomics, and fit within any lean strategy (5S, Lean Manufacturing and/or Six Sigma). In short Smart Mobile Stations are the most functionally useful and versatile carts you can find.



SMS carts feature a wide variety of productivity enhancing options. Many are included with the preconfigured models. More are listed on back cover.

IAC will customize the Smart Mobile Station, and tailor it to your specific application requirements. Call us to design the SMS that is perfect for you.

SMS carts go where the task is. It's like having a workbench wherever you may be in the facility.



Preconfigured SMS Carts

Smart Mobile Stations carts are offered in two primary series: **Standard** and **Premium**.

Premium models feature the addition of a rechargeable battery pack for cordless power; Standard and Premium series are otherwise identical in configurations and options.

Standard SMS models (S1-S9) are available as Quick Ship units shipping within 5-10 business days (Qty: ≤10), or Built-to-Order with additional color and accessory options. Premium models are Build to Order only.

Preconfigured models are listed below.

Quick Ship & Standard Series	SMS-S1	SMS-S2	SMS-S3	SMS-S4	SMS-S5	SMS-S6	SMS-S8	SMS-S9
60-inch Upright	•	•	•	•	•	•	•	•
48-inch Upright						•		
10-Outlet Electrical Channel	•	•	•	•	•		•	•
8-Outlet Electrical Channel						•		
Main Worksurface (top)	•	•	•	•	•	•	•	•
Keyboard Tray				•	•		•	•
12" Suspended Locker			•	•				
6" Suspended Drawer							•	•
Lower Surface (Shelf)		•	•	•			•	
CPU Holder				•	•		•	•
4" Locking Swivel Casters	•	•	•	•	•	•	•	•
On/Off Switch for Electrical	•	•	•	•	•	•	•	•
8-Foot Electrical Cord	•	•	•	•	•	•	•	•
Ergonomic Push/Pull Handles	•	•	•	•	•	•	•	•
Cable Management Channel	•	•	•	•	•	•	•	•
Electrical Cord Storage Bracket	•	•	•	•	•	•	•	•
Top Cap for the Upright	•	•	•	•	•	•	•	•
Flat Panel Display Swing Arm Mount				•				
Front Mounted Monitor Display					•		•	•
Parts Cup Rail								•
Quick Ship (QS) Part Numbers	QS-2052001	QS-2052002	QS-2052003	QS-2052004	QS-2052005	QS-2052011	QS-2052008	QS-2052009
Quick Ship Colors	<i>Base & Brackets:</i> X Textured Black		<i>Upright:</i> K Charcoal Gray		<i>Upright Trim:</i> 06 Dove Gray		<i>Surface Laminate:</i> 18 Winter Gray Matrix	
Build To Order (BTO) Part Numbers	2052001	2052002	2052003	2052004	2052005	2052011	2052008	2052009
BTO Color Options	<i>Base & Brackets:</i> X		<i>Upright:</i> H I J O K N		<i>Upright Trim:</i> 30 29 31 06		<i>Surface Laminate:</i> 01 05 36 06 16 18 22	
Premium Series Includes Respective Standard Features Above	SMS-P1	SMS-P2	SMS-P3	SMS-P4	SMS-P5	SMS-P6	SMS-P8	SMS-P9
Rechargeable Battery Power Supply with 750 Watt Inverter	•	•	•	•	•	•	•	•
Premium Part Numbers (BTO only)	2052021	2052022	2052023	2052024	2052025	2052031	2052028	2052029
Premium Color Options	See BTO Color Options, Above							

Accessory Separates – For Build to Order Carts

- 24" LED Overhead Light – available with Prismatic, Direct Overhead Light (DOL) or Parabolic diffusers. Mounts to the top of the upright and plugs into top upright outlet. LED tube included
- Lower Surface – Standard Laminate – 28"L x 22"D
- Flat Panel Display Swing Arm Mount – 25 lbs. capacity
- Single and double monitor mounting bars
- Flat Panel Display Mounting Bracket for Vertical Upright
- CPU Holders – upright or worksurface mounted – 28 lbs. capacity
- Notebook Shelf – mounted to upright – 11"D x 10"L. Dual shelves may be mounted side-by-side
- Drawers – suspended from keyboard tray, underside of worksurface, or each other. Locks optional
- Single drawer, 14"D: 3"H, 6"H or 12"H
- Double drawer, 14"D: 3"H or 6"H
- Single Locker, 12"H x 14"D
- Keyboard Tray – mounts to under side of the main surface
Casing – 22"W x 15"D x 5"H, Tray – 20"W x 12"D
- Wire Management Channel
- Pencil Tray – 12"L
- Pull Out Printer Shelf
- Document Holder Swing Arms – portrait with clip or 3-rings; landscape with clip or 3-rings
- Label/Roll Holder – upright mounted, for ≤12" x ø8" rolls
- Bar code reader holster – upright mounted
- Parts Cup Rail – 22"L

Battery Specifications



- 12 VDC converted 110 VAC 60Hz, 750W output; provides 1500 watts of startup surge draw, 11 VDC low battery alarm, 10.9 VDC low voltage shutoff, x<11 VDC
- Maximum draw – 750 watts
- Battery recharges automatically when plugged into wall outlet
- Battery life – dependent on power draw. Your results may vary
Light draw ≈ 7-9 hours (e.g.– laptop & printer)
Medium draw ≈ 4-7 hours (e.g. – desktop CPU & display)
Heavy draw ≈ 3-5 hours (full 750W draw)
- Digital usage readout on front of battery enclosure
- Low Power Alarm warns of need for charging
- Enclosure well ventilated for cooling.
- **Power draw can vary greatly based on customer requirements. We recommend you discuss the following with your salesperson:**
 - *What is the utilization (What equipment is being operated)? How many hours of utilization each day?*
 - *Will equipment need to be kept in operation during the charging cycle?*

Additional Specifications

Aluminum Extrusion Upright

- 1/8" thick aluminum
- 60"H – Overall height w/ casters 68.5"
- 48"H – Overall height w/ casters 56.5" (S6 & P6)

Base

- Ergonomically designed heavy gauge

Casters

- 4 standard 4" swivel plate locking casters
- 5" overall height

Worksurfaces

- Main (Top) – 26"D x 28"L – 150 lbs. capacity
- Lower Surface (Shelf) – 22"D x 28"L – 100 lbs. capacity
- Standard Laminate
- "T" molded edges slightly raised above the worksurface to prevent objects from rolling off during transit and radiused corners

Electrical Channel

- Integrated into upright
- 10 electrical outlets
- 8 outlets (S6 & P6)
- Power switch on the bottom, back of cart
- 8 foot electrical cord

Wire Management Channel

- Mounted on upright. Snap open and close

Grip Handles

- 2 ergonomically angled, soft grip handles attached to the underside of main surface

Note: ESD laminated models available on BTO units only.
Contact IAC for part numbers.



IACindustries.com/SMS • 714.990.8997
3831 S. Bullard Avenue, Goodyear, AZ 85338